

ISTRUZIONI PER L'APPLICAZIONE DEL CARTELLO ESPOSITORE

INSTRUCTIONS FOR THE APPLICATION OF THE POSTER

POSSIBILI USI DEL CARTELLO :

- APPENDERLO SUL MURO UTILIZZANDO LA CORDICELLA FISSATA SUL RETRO COME IN FIG. A
- APPOGGIARLO SUL BANCONE RIPIEGANDO I SOSTEGNI POSTERIORI COME IN FIG. B
- ATTACCARLO AL BANCONE O AD UNA PARETE, SFRUTTANDO I 4 ANGOLI ADESIVI SUL RETRO, DOPO AVER TOLTO LA PELLICOLA PROTETTIVA DEL BI-ADESIVO COME IN FIG. C

POSSIBLE USE OF THE POSTER :

- *HANG IT ON THE WALL BY USING THE STRING FIXED ON THE BACK SIDE AS IN FIG. A*
- *PUT IT ON THE COUNTER REFOLDING THE TWO BACK SUPPORTS AS IN FIG. B*
- *AFTER HAVING REMOVED THE PROTECTIVE FILM AS IN FIG. C , FIX IT ON THE COUNTER OR ON THE WALL, BY USING THE FOUR ADHESIVE STICKERS ON THE BACK SIDE CORNERS*

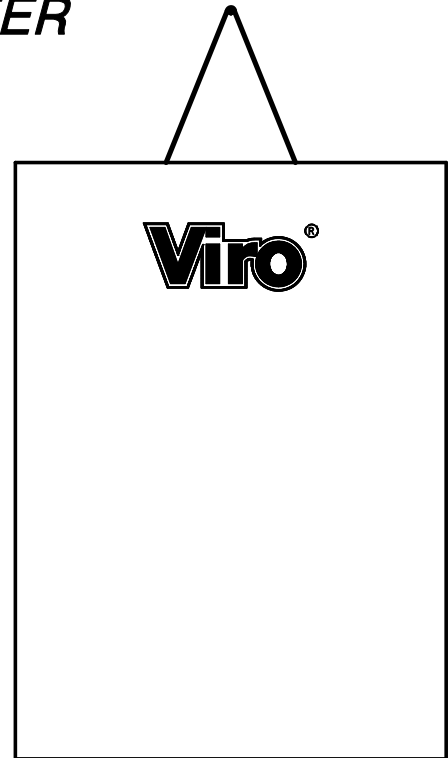


FIG. A

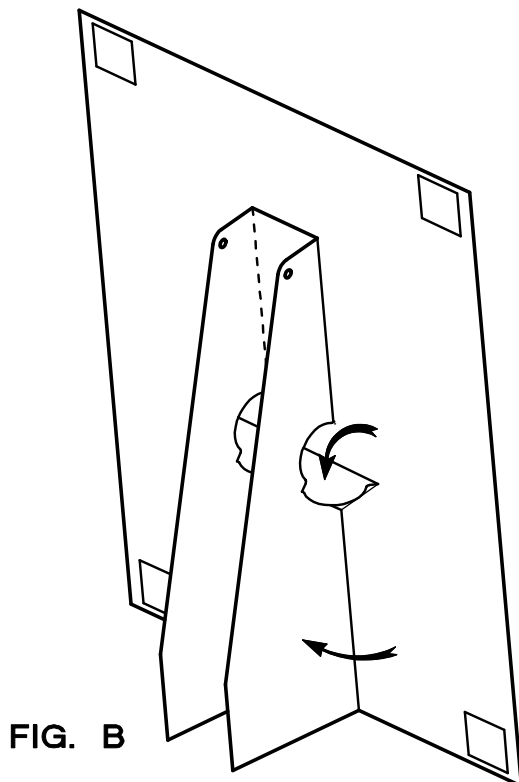


FIG. B

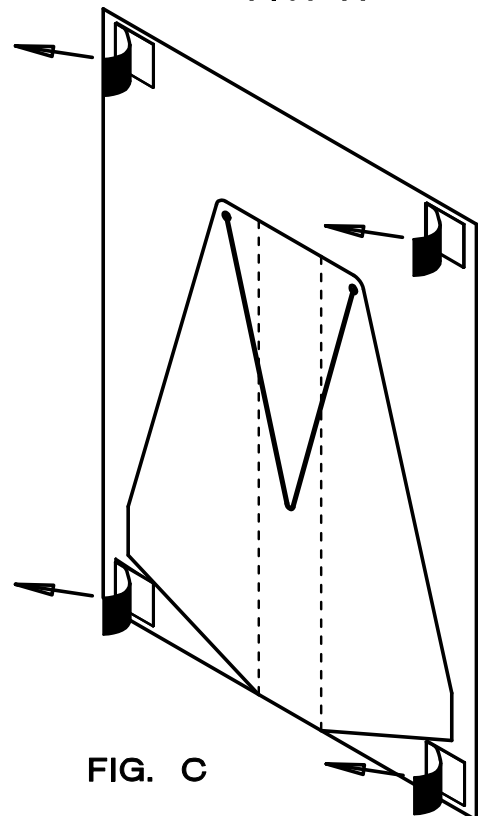


FIG. C